



CIRCLE OF FRIENDS
GMC
alumni

The Making of a Land Yacht

Completion of a Dream

G. Daniel Prigmore

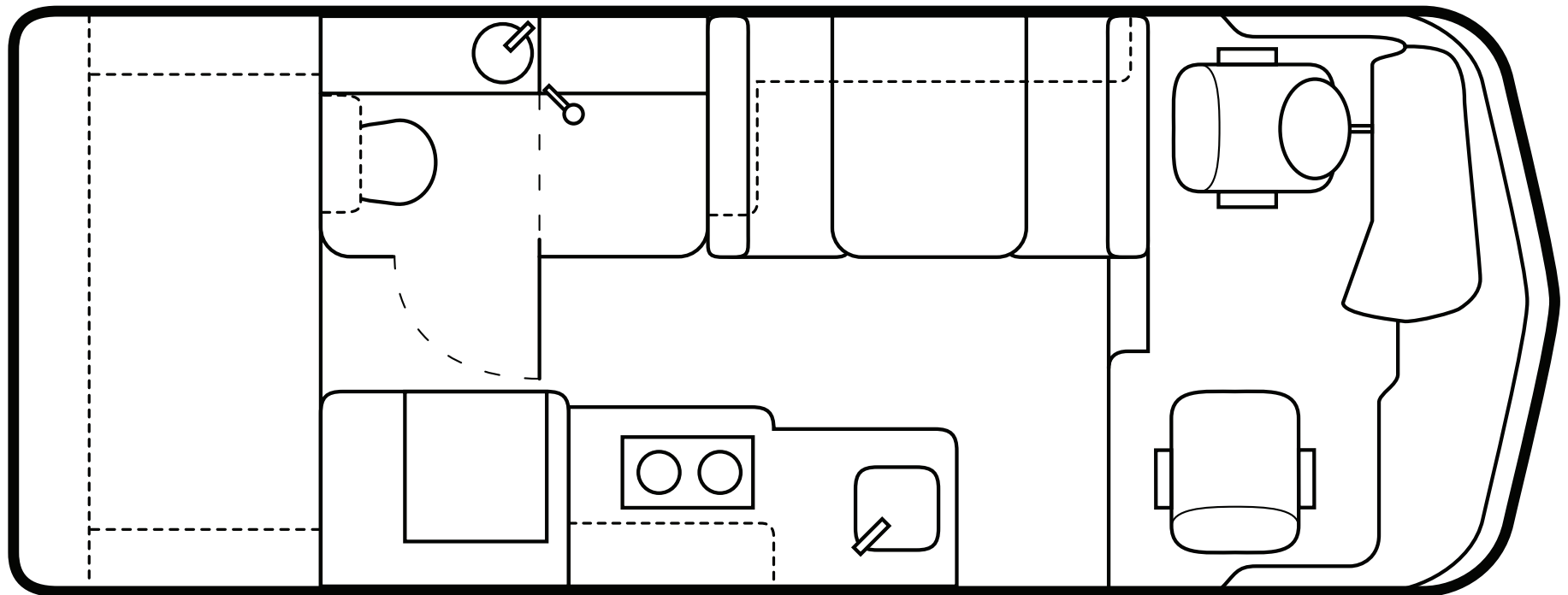
As Purchased



1973 GMC 230 Sequoia

Floorplan

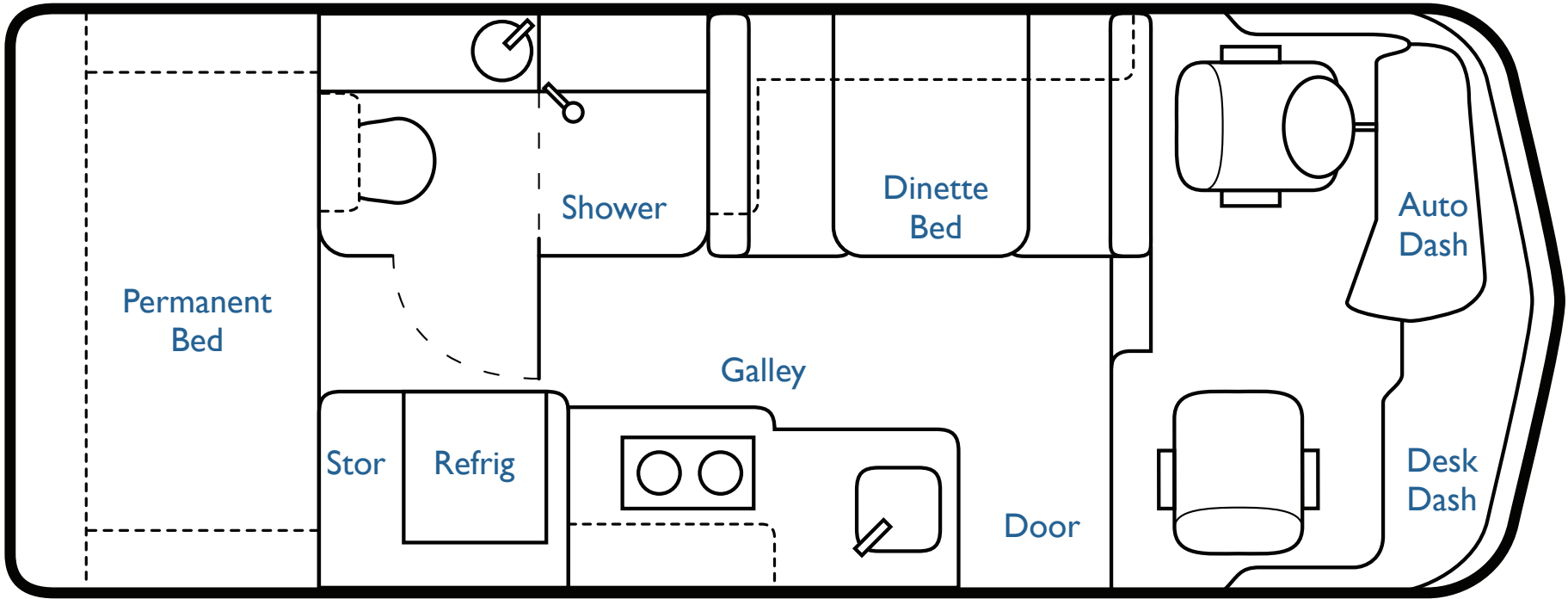
G. Daniel Prigmore - 23-foot GMC "Land Yacht"



Byron Songer 04/2010

Floorplan

G. Daniel Prigmore - 23-foot GMC "Land Yacht"



Byron Songer 04/2010

Overhead Cabinets Throughout

Drivetrain Upgrades



- Rebuilt Olds 455 engine
- Converted to 8-port fuel injection with MEFI engine computer by DELPHI - 400 ft. lbs. torque
- Dual ram air from grill
- Serpentine belt installed
- CCW police-duty fan and fan clutch
- Dual oil drain plugs installed
- Gear reduction 3.50 final ratio chain drive
- Rebuilt transmission with shift modifications
- CV joints rebuilt
- Lower A arms reinforced, new ball joints
- Knuckles rebuilt by Lenzi
- New adjustable drag link on steering

Drivetrain Upgrades



- New lever arm with custom IDEN hat section
- Polyurethane bushings on standard front sway bar
- New Alcoa 16-inch wheels, Bridgestone 225x75 R16
- Large, auxiliary engine oil cooler
- Large, auxiliary transmission oil cooler
- Upgraded alternator
- Three inch exhaust
- New oil and trans cooler lines
- Quick release added to bottom of radiator bracket
- Radiator re-cored
- New, fiberglass fan shroud covers complete radiator core

Chassis Upgrades



- Installed Harrison dual air bag system with rock guards
- Drum brakes replaced with disk brakes
- Large disc brakes on 6 wheels with 12.5-inch rotors on rear wheels.
- S.S. flex brake lines front and rear
- New auto wiring and components
- New brake and vacuum lines
- Powder coated, sensitized vacuum booster with two check valves
- 12-volt vacuum pump pulling 25 inches vacuum
- Large air compressor rated at 1.3 CFM from 17 amps to 200 psi
- New bogie pins, powder-coated bogies

Fuel System



- Aluminum 35-gallon fuel tanks (two) each with high pressure fuel pump installed in the tank
- Limiter hose changed from 3/8 to 1/2; Fills 50 gals in 8 minutes.
- Inverted “P” trap between front and rear tanks; isolates front and rear tanks for better fuel control with fuel injection
- JB Weld epoxy seal at fuel filler neck, EPDM rubber splash apron
- Two, large NAPA marine fuel filters, one for each tank
- Pollak 2-way fuel valve

Auxiliaries



- Upgraded dash A/C with modified air ducting to cab
- IDEN 3" air re-circulating air duct with spring loaded outside air door
- 20,000 BTU Sanden A/C compressor
- PVC 90° turndowns mounted thru firewall for extra electrical wires
- 68 Pontiac fender vents
- Ramco heated remote control mirrors
- Exterior rear window panel insulated with blu styrofoam
- Custom aluminum ignition wire guides with S.S. screws.
- New fresh and waste water tanks
- Guske cotton pleated shades
- Two water heater cutoffs instead of one

Auxiliaries



- New, limousine tint windows with eyebrows tinting on windshield
- Wire stone shield for radiator
- Hidden hood latches, gas spring hood raisers and hidden hood latches by IDEN
- Dual gas spring propane and generator doors by IDEN
- Onan Emerald 5.5 KW generator
- Bronze moisture trapping air tank with 200 lb pressure regulator and gauge
- Electric, variable speed wipers
- Electronic cruise control
- Tire pressure senders and gauge

Exterior and Interior



- Body repairs and modifications (hidden belt line)
- All electric appliances, no propane
- Wood flooring throughout
- Woodwork and cabinetry of foam core plywood and solid stock, cherry wood finish
- Leather seating surfaces
- Permanent bed in rear with storage underneath
- New dash by Mac McNeal
- Relocated passenger seat
- Navigation desk
- New wiring and lighting with circuit breakers
- Full-size shower, dry bath
- Two-burner stove, microwave oven
- Three, Fan-tastic vents
- Two sunlights; drv & pass

Finishing by Fairhaven Shipyard



The Renovation Begins



Gutted Interior




Completely Rebuilt and Ready to Go



Driver's Area



Galley



Galley at Night



Dinette



Dinette as Bed

Sleeping Area — permanent bed





Dressing area



The Head



Shower



**Tank Monitor and
Inverter Control**



**House Electric
Panel**



Engine Hatch – passenger seat removed





Rear Storage (no LP tank)



Generator Compartment



Under the Hood – driver side



Under the Hood – passenger side



The End

Spring Rally
April 22-25
KOA
Calhoun, GA



CIRCLE OF FRIENDS
GMC
JOURNAL